

# Year 1

**Class Teacher: Miss Rachel Swindell**


**PGCE Student: Miss Ruth Slattery**

**Teaching Assistant: Mrs. Michele Yealands**



# Year 1

## The School Day



### **Before School:**

- The Infant morning bell rings at 8:55am.
- Year 1 children enter the building from the Infant playground
- Children should not be unattended in the school building before the bell rings.
- Children should enter the school independently.
- For all Office enquiries, please enter the school through the front Reception door.

### **After School:**

- We aim for school to end promptly at 3:15pm.
- Year 1 children will leave the school from the Infant Playground Door.
- Children will not leave the building until the person picking them up is visible to the Class Teacher.
- If you are not picking up your child on a particular day, you must make sure that you notify the Office or Class Teacher.



# Year 1

## Weekly Timetable

Day	9:05 - 9:30	9:30 – 10:30	10:15 - 10:30	10:30 - 10:45	10:45 – 11:45	11:45 - 12:00	12:00 - 13:00	13:00 - 13:30	13:30 – 14:15	14:15 - 14:30	14:30 - 15:00	15:00 - 15:15
Monday	Assembly	English		BREAK	Physical Education	Wanachi	LUNCH	English Carousel	Maths	BREAK	Phonics	Story Time
Tuesday	Assembly	English			Religious Education			English Carousel	Maths		Phonics	Story Time
Wednesday	Assembly	Computing Mrs. Rackham			Music Mrs. Burrows			English Carousel	English		Phonics	Story Time
Thursday	Assembly	English Mrs. Sewell			Science Mrs. Sewell			English Carousel	Maths Mrs. Sewell (alternate Thursdays)		Phonics	Story Time
Friday	Spelling Test	English Carousel	Maths		Physical Education			Religious Education	Golden Time		Assembly	



# Year 1

## New National Curriculum

Curriculum Overview for Year 1

<p><b>English</b></p> <p><b>Reading</b></p> <ul style="list-style-type: none"> <li>Match graphemes for all phonemes</li> <li>Read accurately by blending sounds</li> <li>Read words with very common suffixes</li> <li>Read contractions &amp; understand purpose</li> <li>Read phonics books aloud</li> <li>Link reading to own experiences</li> <li>Join in with predictable phrases</li> <li>Discuss significance of title &amp; events</li> <li>Make simple predictions</li> </ul> <p><b>Writing</b></p> <ul style="list-style-type: none"> <li>Name letters of the alphabet</li> <li>Spell very common 'exception' words</li> <li>Spell days of the week</li> <li>Use very common prefixes &amp; suffixes</li> <li>Form lower case letters correctly</li> <li>Form capital letters &amp; digits</li> <li>Compose sentences orally before writing</li> <li>Read own writing to peers or teachers</li> </ul> <p><b>Grammar</b></p> <ul style="list-style-type: none"> <li>Leave spaces between words</li> <li>Begin to use basic punctuation: . ? !</li> <li>Use capital letters for proper nouns</li> <li>Use common plural &amp; verb suffixes</li> </ul> <p><b>Speaking &amp; Listening</b></p> <ul style="list-style-type: none"> <li>Listen &amp; respond appropriately</li> <li>Ask relevant questions</li> <li>Maintain attention &amp; participate</li> </ul>		<p><b>Art &amp; Design (KS1)</b></p> <ul style="list-style-type: none"> <li>Use a range of materials</li> <li>Use drawing, painting and sculpture</li> <li>Develop techniques of colour, pattern, texture, line, shape, form and space</li> <li>Learn about range of artists, craftsmen and designers</li> </ul>	<p><b>Computing (KS1)</b></p> <ul style="list-style-type: none"> <li>Understand use of algorithms</li> <li>Write &amp; test simple programs</li> <li>Use logical reasoning to make predictions</li> <li>Organise, store, retrieve &amp; manipulate data</li> <li>Communicate online safely and respectfully</li> <li>Recognise uses of IT outside of school</li> </ul>
<p><b>Mathematics</b></p> <p><b>Number/Calculation</b></p> <ul style="list-style-type: none"> <li>Count to / across 100</li> <li>Count in 1s, 2s, 5s and 10s</li> <li>Identify 'one more' and 'one less'</li> <li>Read &amp; write numbers to 20</li> <li>Use language, e.g. 'more than', 'most'</li> <li>Use =, - and × symbols</li> <li>Know number bonds to 20</li> <li>Add and subtract one-digit and two-digit numbers to 20, including zero</li> <li>Solve one-step problems, including simple arrays</li> </ul> <p><b>Geometry &amp; Measures</b></p> <ul style="list-style-type: none"> <li>Use common vocabulary for comparison, e.g. heavier, taller, full, longest, quickest</li> <li>Begin to measure length, capacity, weight</li> <li>Recognise coins &amp; notes</li> <li>Use time &amp; ordering vocabulary</li> <li>Tell the time to hour/half-hour</li> <li>Use language of days, weeks, months &amp; years</li> <li>Recognise &amp; name common 2-d and 3-d shapes</li> <li>Order &amp; arrange objects</li> </ul> <p><b>Fractions</b></p> <ul style="list-style-type: none"> <li>Describe position &amp; movement, including half and quarter turns</li> <li>Recognise &amp; use <math>\frac{1}{2}</math> &amp; <math>\frac{1}{4}</math></li> </ul>		<p><b>Design &amp; Technology (KS1)</b></p> <ul style="list-style-type: none"> <li>Design purposeful, functional &amp; appealing products</li> <li>Generate, model &amp; communicate ideas</li> <li>Use range of tools &amp; materials to complete practical tasks</li> <li>Evaluate existing products &amp; own ideas</li> <li>Build and improve structure &amp; mechanisms</li> <li>Understand where food comes from</li> </ul>	<p><b>Geography (KS1)</b></p> <ul style="list-style-type: none"> <li>Name &amp; locate the four countries and capital cities of the United Kingdom using atlases &amp; globes</li> <li>Identify seasonal / daily weather patterns in the UK and the location of hot and cold areas of the world</li> <li>Use basic geographical vocabulary to refer to local &amp; familiar features</li> <li>Use four compass directions &amp; simple vocab</li> </ul>
<p><b>Science</b></p> <p><b>Biology</b></p> <ul style="list-style-type: none"> <li>Identify basic plants</li> <li>Identify basic plant parts (roots, leaves, flowers, etc.)</li> <li>Identify &amp; compare common animals</li> <li>Identify &amp; name basic body parts</li> </ul> <p><b>Chemistry</b></p> <ul style="list-style-type: none"> <li>Distinguish between objects &amp; materials</li> <li>Identify &amp; name common materials</li> <li>Describe simple properties of some materials</li> <li>Compare &amp; classify materials</li> </ul> <p><b>Physics</b></p> <ul style="list-style-type: none"> <li>Observe weather associated with changes of season</li> </ul>	<p><b>History (KS1)</b></p> <p><b>Key Concepts</b></p> <ul style="list-style-type: none"> <li>Changes in living memory (linked to aspects of national life where appropriate)</li> </ul> <p><b>Key Individuals</b></p> <ul style="list-style-type: none"> <li>Lives of significant historical figures, including comparison of those from different periods</li> <li>Significant local people</li> </ul> <p><b>Key Events</b></p> <ul style="list-style-type: none"> <li>e.g. Bonfire night</li> <li>Events of local importance</li> </ul>	<p><b>Modern Languages</b></p> <p>Not required at KS1</p>	<p><b>Music (KS1)</b></p> <ul style="list-style-type: none"> <li>Sing songs</li> <li>Play tuned &amp; untuned instruments musically</li> <li>Listen &amp; understand live and recorded music</li> <li>Make and combine sounds musically</li> </ul>
	<p><b>Physical Education (KS1)</b></p> <ul style="list-style-type: none"> <li>Master basic movement, e.g. running, jumping, throwing, catching, balance, agility and co-ordination</li> <li>Participate in team games</li> <li>Perform dances using simple movement</li> <li>Swimming proficiency at 25m (KS1 or KS2)</li> </ul>	<p><b>Religious Education</b></p> <p>Continue to follow locally-agreed syllabus for RE</p>	


# Year 1 Topics

---

1. All About Us - Ourselves
2. Celebrations and Seasonal Changes
3. Explorers
4. The Great Fire of London
5. On Safari - Minibeasts
6. Superheroes

# Year 1 English

See the website for an overview of the English curriculum each term.




Each area of writing is linked to the class topic.




# Year 1 Reading

Each child has been put into a reading group which is displayed on the classroom window.



On their reading day I will listen to the children read as part of a group or individually.



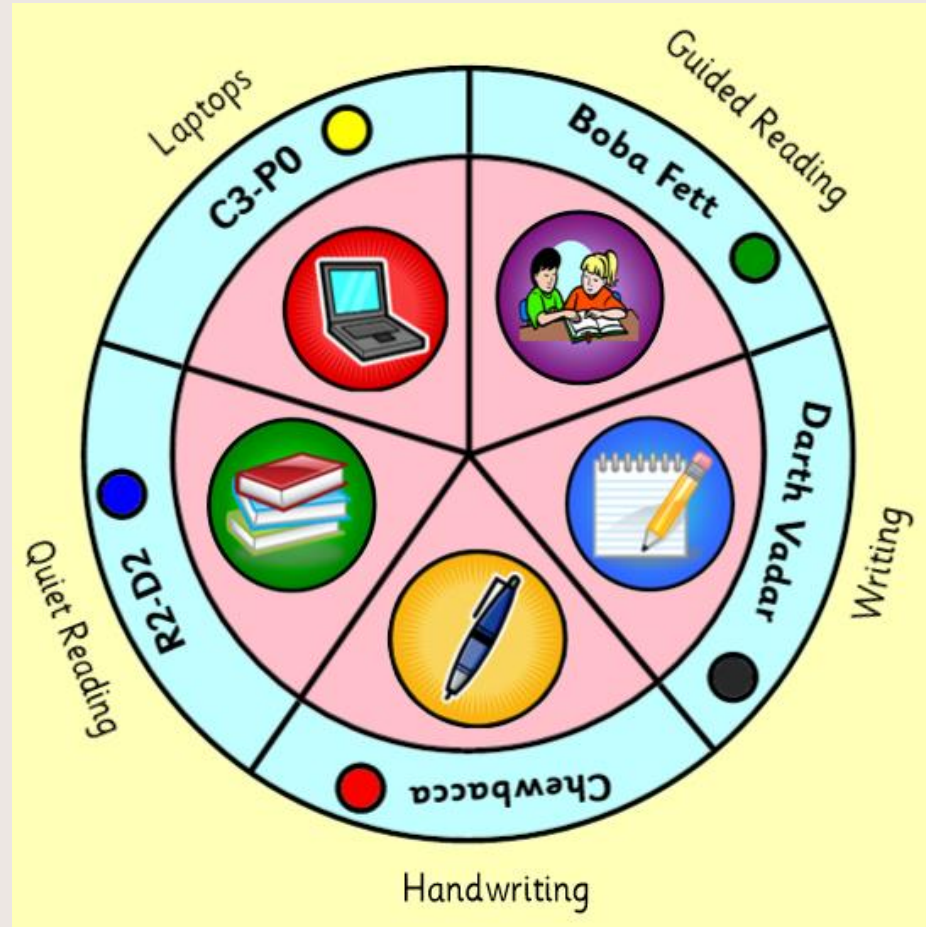
Each child should bring their reading books and reading record to school on their group's day.

A reading book is chosen by the teacher that is suited to their ability. Each child also chooses their own book of interest that they can share at home.



# Year 1

## English Carousel





# Year 1 Phonics Test

In Year 1 the Government asks that the school administer a Phonics Screening Check.

The check tests children's ability to decode letter sounds and blend them together to read real and nonsense words.

The children will have plenty of "mock tests" to normalise the experience, which should not appear to be stressful or unusual from their day-to-day school experience.

More information will be given out at the Phonics meeting:

**Monday the 3<sup>rd</sup> of October**

**9:30am**

**2:15pm**

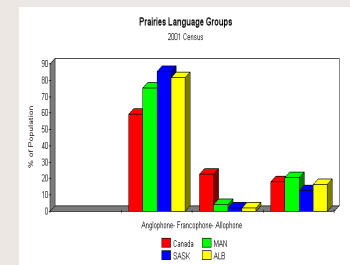

**6:00pm**

# Year 1 Maths

See the website for an overview of the Maths curriculum each term.

After half term on a Friday morning, children will have a short mental maths test.


Any practical maths that can be practised at home would be very beneficial to support your child; e.g. money, measuring and time.



# Year 1 Homework

**Spellings** ~ beginning after Half Term

A list of spellings for each term will be given to parents. The children will have a Spelling Record Book to practise in. Each week the results will be recorded in the book.



**Maths** ~ beginning after Half Term

Each week a Maths worksheet will be given to each child following the concepts taught that week.



# Year 1

## PE Mondays and Fridays

### PE Kit:


- Red School T-Shirt
  - Black Shorts / Jogging bottoms / Leggings
  - Plimsoles / Trainers
- It is important for your child to have a change of shoes.
  - Please make sure that your child is not wearing any jewellery on PE days.
  - All clothing needs to be labelled.





# Year 1

## Other Information



### Other Teachers:

**Mrs. Burrows** – Performing Arts

**Mrs. Rackham** – Computing

**Mrs. Sewell** – Thursday Class Teaching (English, Maths & Science).

### Water Bottles:

Children are allowed to bring a small bottle of water (only!) to school that they can keep on the packed lunch rack.

### Wanachi / Show and Tell:

A special child (“Wanachi”) is chosen each week. They can look after the class mascot, Leonard the Lion and do a special show and tell on the following Monday.

### Toys:


When a child has been chosen as Wanachi, they may bring in toy items for show and tell.

We do not encourage children to bring in toys in case they are lost or broken.



# Year 1

## Show and Tell



# Wanachi – The Chosen One



A special child (“Wanachi”) is chosen each week. They can look after the class mascot, Leonard the Lion and do a special show and tell on the following Monday.

# Year 1

## Important dates

---

- Phonics Check Meeting

**Monday 3rd of October ~ 9:30am, 2:15pm, 6:00pm**

- Music, Computing & French

**Tuesday 20<sup>th</sup> September ~ 2:00pm**

- Parent Consultation Day

**Tuesday 18<sup>th</sup> of October ~ 1:15pm – 7:30pm**

**Thank you for coming!**

**Questions and Queries**

**Please do not hesitate to come and see me  
about any issues concerning your child.**

**[rswindell@stalbans.cambs.sch.uk](mailto:rswindell@stalbans.cambs.sch.uk)**